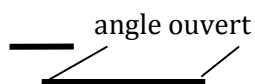


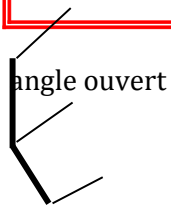
EZ 10/10	EZ 15/10	EZ 20/10	EZ 25/10	EZ 30/10

FORMAT TOLE EZ 15 ET 20/10
1500 X 4000

EPAISSEUR 10/10 - 15/10 - 20/10
PLI OUVERT DE 88° A 179°



EPAISSEUR 25/10 - 30/10
PLI OUVERT DE 88° A 179°



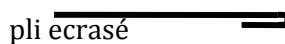
EPAISSEUR 10/10 - 15/10 - 20/10
PLI FERME DE 88° A 30°



EPAISSEUR 25/10 - 30/10
PLI FERME DE 88° A 30°



EPAISSEUR 10/10 - 15/10 - 20/10
PLI ECRASE



EPOXY

1 FACE
2 FACES
ML

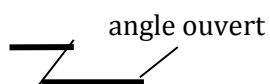


SUR DEVIS
NOUS CONSULTER !!!!


GALVA 15/10	GALVA 20/10	GALVA 30/10

FORMAT TOLE EZ 15 ET 20/10
1500 X 4000

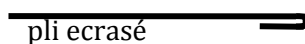
EPAISSEUR 15/10 - 20/10
PLI OUVERT DE 88° A 179°



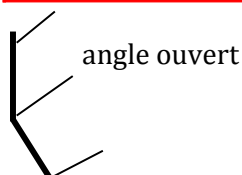
EPAISSEUR 15/10 - 20/10
PLI FERME DE 88° A 30°



EPAISSEUR 15/10 - 20/10
PLI ECRASE



EPAISSEUR 30/10
PLI OUVERT DE 88° A 179°



EPAISSEUR 30/10
PLI FERME DE 88° A 30°



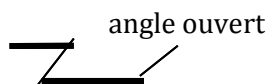
EPOXY
1 FACE
2 FACES
ML



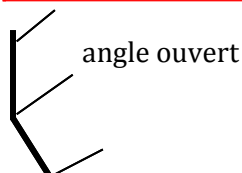
SUR DEVIS
NOUS CONSULTER !!!!

DKP 40/10	DKP 50/10	DKP 60/10
80 €	98 €	118 €

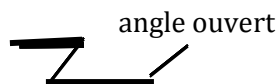
EPAISSEUR 40/10 - 50/10
PLI OUVERT DE 88° A 179°



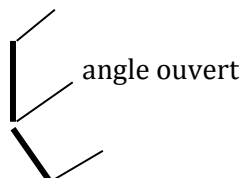
EPAISSEUR 60/10
PLI OUVERT DE 88° A 179°



ACIER LARMEE 3/5



ACIER LARMEE 5/7



ACIER LARMEE 3/5
PLI OUVERT DE 88° A 179°

ACIER LARMEE 5/7
PLI OUVERT DE 88° A 179°

EPOXY
1 FACE
2 FACES
ML



SUR DEVIS
NOUS CONSULTER !!!!

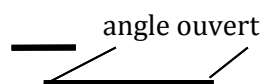
INOX BROSSE 10/10	INOX BROSSE 15/10	INOX BROSSE 20/10	INOX BROSSE 30/10	INOX POLI MIROIR 15/10

FORMAT TOLE INOX BROSSE 15 ET 20/10

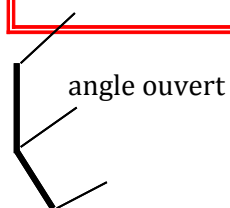
1500 X 4000

QUALITE INOX 304L GRAIN 220

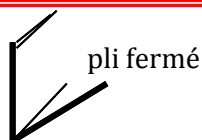
EPAISSEUR 10/10 - 15/10 - 20/10
PLI OUVERT DE 88° A 179°



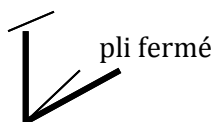
EPAISSEUR 30/10
PLI OUVERT DE 88° A 179°



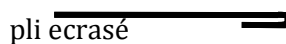
EPAISSEUR 10/10 - 15/10 - 20/10
PLI FERME DE 88° A 30°



EPAISSEUR 30/10
PLI FERME DE 88° A 30°



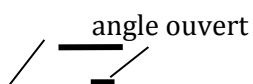
EPAISSEUR 10/10 - 15/10
PLI ECRASE



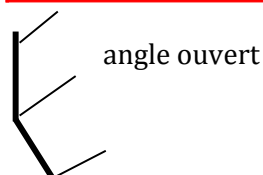
SUR DEVIS
NOUS CONSULTER !!!!

ALU AG3 15/10	ALU AG3 20/10	ALU AG3 30/10

EPAISSEUR 15/10 - 20/10
PLI OUVERT DE 88° A 179°



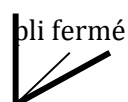
EPAISSEUR 30/10
PLI OUVERT DE 88° A 179°



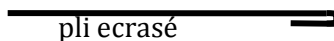
EPAISSEUR 15/10 - 20/10
PLI FERME DE 88° A 30°



EPAISSEUR 30/10
PLI FERME DE 88° A 30°



EPAISSEUR 15/10 - 20/10
PLI ECRASE



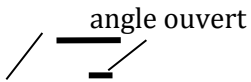
EPOXY
1 FACE
2 FACES
ML



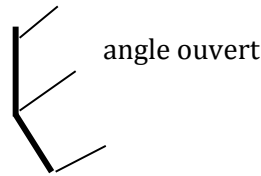
AUTRES OPTIONS
SUR DEVIS
NOUS CONSULTER !!!!

ALU ANODISE 15/10	ALU ANODISE 20/10	ALU ANODISE 30/10

EPAISSEUR 15/10 - 20/10
PLI OUVERT DE 88° A 179°




EPAISSEUR 30/10
PLI OUVERT DE 88° A 179°



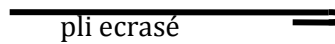
EPAISSEUR 15/10 - 20/10
PLI FERME DE 88° A 30°



EPAISSEUR 30/10
PLI FERME DE 88° A 30°



EPAISSEUR 15/10 - 20/10
PLI ECRASE



EPOXY
1 FACE
2 FACES
ML



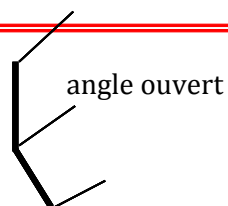
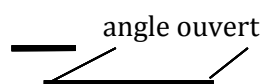
AUTRES OPTIONS
SUR DEVIS
NOUS CONSULTER !!!!

ALU RAL 9010 15/10 1 FACE PVC

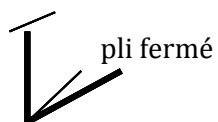
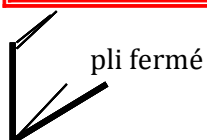
ALU RAL 9010 15/10 1 FACE PVC

FORMAT TOLE ALU RAL 9010 15/10 ET 20/10
1500 X 4000

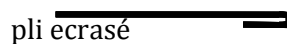
EPAISSEUR 15/10 - 20/10
PLI OUVERT DE 88° A 179°



EPAISSEUR 15/10 - 20/10
PLI FERME DE 88° A 30°



EPAISSEUR 15/10 - 20/10
PLI ECRASE



SUR DEVIS
NOUS CONSULTER !!!!

RAL 1013
RAL 1015***
RAL 1247
RAL 3004
RAL 3020
RAL 5010
RAL 6005
RAL 7015
RAL 7016
RAL 7021
RAL 7022
RAL 7024
RAL 7035
RAL 7037
RAL 8017
RAL 8019
RAL 9001
RAL 9005***
RAL 9006
RAL 9016



Tôlerie - Serrurerie - Métallerie

Autôlerie
Fabrication Sur Mesure

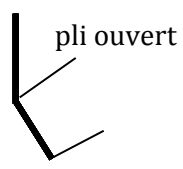
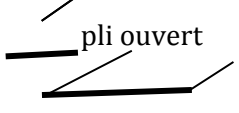
Cisailage - Pliage - Découpe laser

VOIR FICHER
PALETTE
RAL
ANNEXE 1
VOIR
FICHER PALETTE
RAL
ANNEXE 1

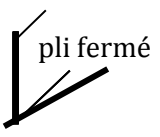
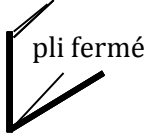
1500 X 3000

*** TOLE DISPO EN FORMAT 1500 X 4000

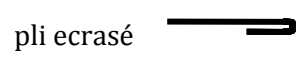
EPAISSEUR 15/10
PLI OUVERT DE 88° A 179°



EPAISSEUR 15/10
PLI FERME DE 88° A 30°



EPAISSEUR 15/10
PLI ECRASE



AUTRES OPTIONS
SUR DEVIS
NOUS CONSULTER !!!!